


**Jefferson Circuit
Long Course
Counter Clockwise Records**

CLASS	TIME	NAME	CAR	YEAR
COURSE RECORD	69.354	Bob Gardner	06 Stohr Sports Racer	2015F
AMERICAN SEDAN	83.144	Brian Halecki	87 Camaro	2014F
B-SPEC	102.603	Dave Arron	13 Ford Fiesta	2015F
IMPROVED TOURING A	89.536	Glenn Hoffman	89 Honda CRX	2015F
IMPROVED TOURING B	90.871	Steve DeTurck	84 VW Gti	2015F
IMPROVED TOURING C	90.897	Glenn Hoffman	75 VW Scirocco	2014F
IMPROVED TOURING E	81.497	Kendrick Giambattista	96 BMW M3	2015F
IMPROVED TOURING S	87.969	David Ascheman	98 VW Gti	2016S
SUPER STREET PREPARED	80.792	Shawn Mellinger	04 Cheverolet Corvette	2018S
A STREET PREPARED	85.957	Dennis Portillo	92 Toyota MR2	2016S
B STREET PREPARED	83.062	Shawn Mellinger	04 Mazdaspeed Miata	2017S
C STREET PREPARED	87.522	Keith Gerhard	99 Mazda Miata	2016S
D STREET PREPARED	84.568	Jason Fraley	06 Audi A3	2016S
E STREET PREPARED	79.806	Mark Aubele	99 Camaro	2016S
F STREET PREPARED	92.087	Dave Merritt	07 VW Rabbit	2014F
STREET MOD	80.391	Dan Foley		2016S
SUPER STREET MOD	81.210	Leigh Earnshaw	99 Corvette	2016S
STREET MOD FWD	82.240	Chris Carlisle	89 Honda Civic CX	2016S
STREET MOD EXTREME	76.705	Mark Aubele	97 BMW M3	2018S
TOURING 1	82.927	Jim Kreitzburg	12 Corvette	2014F
TOURING 3	90.332	Thomas Wuellette	13 Volkswagen GTI	2018S
SPEC MIATA	87.097	Ken Gillette	00 Miata	2015F
SUPER TOURING O	83.022	Dave Stoner	99 Corvette	2015F
SUPER TOURING U	86.428	Alan Leshner	05 Dodge Neon	2014F
SUPER TOURING L	115.659	Richard Terrill	89 Honda CRX	2018S
SUPER PRODUCTION O	89.156	Tom Vincent	68 Fact Fice Cobra Roadster	2018S
SUPER PRODUCTION U	86.830	Bob Oswald Sr	70 VW Karman Ghia	2015F
RALLY	83.833	Houssam Tarabay	06 Mitsubishi Evo IX	2014F
E PRODUCTION	86.079	Mike Ancas	95 SB Dodge Neon	2017S
F PRODUCTION	89.402	Craig Bucher	85 Toyota Mr-2	2018S
H PRODUCTION	88.079	Mike Ancas	85 Honda CRX	2014F
GT-1	113.665	Neal Ross	85 Camaro	2016S
GT-2	79.836	Merlin Miller	66 Sunbeam Tiger	2014F
GT-3	90.141	Gary Eck	83 VW GTI	2018S
GT-LITE	85.953	Mike Ancas	85 Honda CRX	2015F
INEX SPEC	91.298	Haley Levensgood	37 Ford Legend	2016S
INEX MOD	80.030	Haley Levensgood	37 Ford Legend	2016S
A SPORTS RACER	78.344	George Bowland	03 Cheetah	2018S
PROTOTYPE 1	69.354	Bob Gardner	06 Stohr Sports Racer	2015F
FORMULA B	78.051	Dave Cutchins	11 Stohr F-1000	2018S
FORMULA CONTINENTAL	86.223	John Stinsmen	93 Van Deimen	2014F
FORMULA FORD	79.917	Shayne Frebert	85 Van Deiman	2015F
FORMULA V	86.737	Dillon Axarlis	84 Womer EV1	2018S
FORMULA S	76.531	Dave Cutchins	00 Renesis Prototype	2016S
CLUB FORD	85.585	Greg Hagan	73 Lola T340	2015F
SOLO V	80.766	Bob Oswald Jr	04 Viper SV-1	2016S
VINTAGE 3	113.177	William Norton	60 Cooper Formula 3	2017S
HISTORIC 1	87.083	Adolf Battifarano	68 Lotus	2014F
HISTORIC 2	82.643	Richard Good	72 Triumph TR6	2015F
HISTORIC 3	80.833	Stanford Vann	70 Caldwell D9	2018S
HISTORIC 4	88.686	Joe Whiteley	64 AH Sprite	2015F
SPECIAL 1	74.395	Kurt Eikenberg	94 Cheetah SR1	2015F
SPECIAL 2	81.534	Ken Taggart	73 Tigger II	2016S
SPECIAL 3	78.468	Ray Kochin	80 Chevy Sport Modified	2015F
MODIFIED ELECTRIC 2	126.986	Robert Laravie	15 Baker Torpedo Kid	2018S

Spring Jefferson					Drivers Who Beat Records			
Class	Time	Name	Car	Year	Driver	Car	New Record	Raw Time
SUPER STREET PREPARED	999.999	No Record			Shawn Mellinger	04 Cheverolet Corvette	New Record	80.792
SUPER STREET PREPARED	999.999	No Record			Michael Robinson	04 Corvette		81.871
STREET MOD EXTREME	79.561	Mark Aubele	97 BMW M3	2017S	Mark Aubele	97 BMW M3	New Record	76.705
TOURING 3	90.865	Thomas Wuellete	13 VW Gti	2015F	Thomas Wuellette	13 Volkswagen GTI	New Record	90.332
SUPER TOURING L	999.999	No Record			Richard Terrill	89 Honda CRX	New Record	115.659
SUPER PRODUCTION O	999.999	No Record			Tom Vincent	68 Fact Fice Cobra Roadster	New Record	89.156
F PRODUCTION	89.907	Craig Bucher	85 Toyota Mr-2	2017S	Craig Bucher	85 Toyota Mr-2	New Record	89.402
GT-3	90.521	Gary Eck	83 VW Gti	2016S	Gary Eck	83 VW GTI	New Record	90.141
A SPORTS RACER	86.915	George Bowland	70 Lotus Europa	2017S	George Bowland	03 Cheetah	New Record	78.344
FORMULA 1000	999.999	No Record			Dave Cutchins	11 Stohr F-1000	New Record	78.051
FORMULA V	88.202	Tammy Oswald	00 Viper Fv-2	2017S	Dillon Axarlis	84 Womer EV1	New Record	86.737
FORMULA V	88.202	Tammy Oswald	00 Viper Fv-2	2017S	John Pitman	97 Caracal CR		88.185
HISTORIC 3	82.194	Stanford Vann	70 Caldwell D9	2017S	Stanford Vann	70 Caldwell D9	New Record	80.833
MODIFIED ELECTRIC 2	999.999	No Record			Robert Laravie	15 Baker Torpedo Kid	New Record	126.986



2018 Spring Jefferson

Max Speed	Car #	Speeds at Start/Finish (Courtesy of Donna Sumner)										
90	03	82	85	77		67	70	71		84	90	87
96	4	90	96	84								
93	6	77	67	68		91	93	93				
77	06					76	76	77				
108	08	108	106	94								
87	9					84	87	68				
117	11	117	108	101								
95	13	84	88	78		95	93	90				
102	014	102	100	94		81	93	93				
81	15	76	78	77		81	81	79				
110	19	110	110	102								
97	21	97	94	97								
90	27	89	90	80								
82	29	72	76	76		78	82	77				
88	34	83	88	88		46						
93	42	85	84	78		56	70	59		93	93	84
82	46	73	71	76		82	67	70				
96	47	91	96	95								
96	48	94	96	83								
80	50	78	80	69								
121	53	120	121	111								
88	057	85	86	82		88	88	84				
87	57	76	66	70		87	82	53		74	77	75
83	59	67	74	75		83	81	81				
83	64	80	83	66								
101	66	85	94	101								
111	68	111	108	89								
82	69	80	81	82								
53	74					53						
99	76	96	99	95		68	72	79		97	97	95
89	77	89	84	88								
99	81	96	99	98								
79	85	76	79	76								
80	86	77	80	80								
103	88	99	103	101								
90	91	90	89	80								
108	94	107	108	77								
81	95	80	81	80								
79	96	74	79	74								
62	97	52	59	62		62	61	62				
83	99	82	83	79								
79	117	79	75	74								
96	128	93	88	89		83	96	93				
96	142	96	96	96		92	94	95				
96	146	96	96	91								
94	153	91	91	84		94	93	85				

Spring Jefferson Level 3 Time Trial						
Blue Mountain Region SCCA						
May 26-27, 2018						
Event 1 PHA Championship Series						
ITB - IMPROVED TOURING B						Best Time
1	188 James Oswald 84 Volkswagen Rabbit					91.468
Sat	93.311	93.052	93.139	92.489		
Sun	91.468	91.526				
2	881 Emily Oswald 84 Volkswagen Rabbit					93.432
Sat	96.646	94.675	95.571	94.776	108.880	
	107.093					
Sun	93.528	93.432	95.390	94.554		
ITS - IMPROVED TOURING S						Best Time
1	420 David Ascheman 98 Volkswagen Gti Sharpie					88.169
Sat	91.586	91.802	97.511	96.664		
Sun	89.550	88.169				
SSP - SUPER STREET PREPARED						Best Time
1	1911 Shawn Mellinger 04 Cheverolet Corvette					80.792
Sat	87.882	85.941	131.740			
Sun	85.348	85.126	82.321	83.748	83.240	
	82.668	82.049	80.792			
2	19 Michael Robinson 04 Corvette					81.871
Sat	DNS					
Sun	83.724	82.207	82.699	82.821	82.463	
	81.871					
BSP - B STREET PREPARED						Best Time
1	146 Dennis Williams 01 BMW M3					83.551
Sat	85.796	86.134				
Sun	84.810	85.052	85.209	83.551	85.733	
	85.033					
2	1881 Michele Aubele 12 BMW 135i					85.935
Sat	92.682	91.062	88.032	88.131		
Sun	89.385	87.087	87.630	87.070	86.599	
	85.935					

Spring Jefferson Level 3 Time Trial						
Blue Mountain Region SCCA						
May 26-27, 2018						
Event 1 PHA Championship Series						
ESP - E STREET PREPARED						Best Time
1 341 Steve Lewis 17 Ford Mustang						81.921
Sat	86.055	84.609				
Sun	81.921	82.935	81.985	82.165		
2 B4 Gibby Bozicevich 99 Camaro Z-28						84.120
Sat	90.809	89.009	86.611	85.713	87.354	
	85.191					
Sun	85.520	84.996	85.281	84.588	84.541	
	84.120					
3 L8 Kris Reid 99 Chevy Z28						86.980
Sat	95.040	92.792				
Sun	91.343	90.040	88.035	87.612	88.437	
	86.980	91.256	89.521	88.790	88.351	
4 34 Nancy Lewis 17 Ford Mustang						92.481
Sat	97.258	93.282				
Sun	95.028	93.257	94.250	92.481	92.764	
	93.528					
SM - STREET MOD						Best Time
1 306 Rick Johnson 79 Ford Mustang						81.417
Sat	86.778	87.100				
Sun	83.428	83.174	82.907	82.027	81.746	
	81.417					
SSM - SUPER STREET MOD						Best Time
1 88 Cameron Johnston 95 Mazda Miata-T						82.485
Sat	90.302	88.270	89.980	86.568		
Sun	85.572	84.526	85.803	83.687	84.201	
	82.485	83.975	82.709			
2 128 James Guerin 04 Honda S2000						83.457
Sat	95.637	91.698	108.894	106.846	90.279	
	88.808					
Sun	86.216	85.825	85.018	83.457		
3 76 Daniel Jones 03 Chevy Corvette						95.839
Sat	97.272	95.839	134.283	123.541	105.398	
	101.827					
Sun	DNS					

Spring Jefferson Level 3 Time Trial						
Blue Mountain Region SCCA						
May 26-27, 2018						
Event 1 PHA Championship Series						
SMF - STREET MOD FWD						Best Time
1 77 Chris Carlisle 92 Honda Civic CX						84.619
Sat	86.288	86.239				
Sun	85.704	84.916	85.161	84.629	85.057	
	84.619					
2 66 Matt Phillips 00 Honda Civic						85.715
Sat	90.742	DNF				
Sun	89.911	88.082	87.207	87.098	86.151	
	86.727	DNF	86.491	86.243	85.715	
3 57 John Volovar 05 Mazda 3						86.423
Sat	91.969	90.578	108.698	109.559	90.605	
	90.607					
Sun	89.081	88.132	86.823	87.207	87.146	
	87.273	86.423	86.784			
4 731 Ray Hollister 07 Chevy Cobalt						87.479
Sat	115.561	113.567	89.288	91.373		
Sun	87.479	87.860	89.927	88.670		
5 13 Gary Reider 86 Saab 900s						93.803
Sat	98.353	100.729	97.077	100.766		
Sun	94.499	93.803	94.830	94.956		
SMX - STREET MOD EXTREME						Best Time
1 53 Mark Aubele 97 BMW M3						76.705
Sat	76.705	76.980				
Sun	DNF					
2 888 Brian Micciche 93 Mazda Rx7						79.774
Sat	84.683	83.058				
Sun	82.045	80.322	79.774	79.956	DNF	
T3 - TOURING 3						Best Time
1 153 Thomas Wuellette 13 Volkswagen GTI						90.332
Sat	92.940	93.553	93.984	91.734		
Sun	90.332	90.465				
2 351 Matthew Vosper 13 VW GTi						95.427
Sat	105.603	106.198	101.585	104.321		
Sun	96.533	95.427	96.721	95.620		
STL - SUPER TOURING L						Best Time
1 97 Richard Terrill 89 Honda CRX						115.659
Sat	120.077	118.134	119.277	120.390		
Sun	117.862	115.659				

 Spring Jefferson Level 3 Time Trial Blue Mountain Region SCCA May 26-27, 2018							
Event 1 PHA Championship Series							
SPO - SUPER PRODUCTION O						Best Time	
1 91 Tom Vincent 68 Fact Fice Cobra Roadster						89.156	
Sat	96.593	95.603					
Sun	97.902	91.911	89.156	89.761	90.775		
	89.631						
SPU - SUPER PRODUCTION U						Best Time	
1 15 Ken Gillette 88 Toyota MR2						89.956	
Sat	90.417	89.956	90.620	DNF			
Sun	94.821	91.780	93.427	93.106			
EP - E PRODUCTION						Best Time	
1 6 Matthew Hoegg 95 Dodge Neon						101.101	
Sat	127.375	120.008	118.036	114.447			
Sun	105.643	104.506	107.746	104.470	101.704		
	101.101						
FP - F PRODUCTION						Best Time	
1 3 Craig Bucher 85 Toyota Mr-2						89.402	
Sat	92.081	90.416	112.947	105.144	91.224		
	89.676						
Sun	90.040	89.402	90.075	90.145	90.027		
	90.055						
2 69 Glenn Hoffman 89 Honda crx						90.628	
Sat	96.776	94.266					
Sun	91.669	91.685	91.614	90.835	91.820		
	90.749	91.886	90.628				
HP - H PRODUCTION						Best Time	
1 50 Joe Whiteley 64 Austin Healey Sprite						89.021	
Sat	93.895	93.434					
Sun	89.958	89.232	89.021	89.553	89.990		
	89.125						
GT2 - GT-2						Best Time	
1 14 Ron Lordy 08 Ford Mustang						80.452	
Sat	90.519	88.746	99.147	96.931			
Sun	96.219	85.700	85.363	81.799	80.872		
	80.452	80.553	81.661	81.409	81.277		

Spring Jefferson Level 3 Time Trial						
Blue Mountain Region SCCA						
May 26-27, 2018						
Event 1 PHA Championship Series						
GT3 - GT-3						Best Time
1 2X Gary Eck 83 VW GTI						90.141
Sat	100.302	95.526	94.083	91.093		
Sun	92.439	91.665	90.141	90.427	93.925	
	92.047					
2 57 Grace Huntzinger 86 VW Scirocco 16V						99.338
Sat	110.438	107.897	104.020	120.507	113.913	
	109.605					
Sun	109.057	103.120	104.954	104.787	103.233	
	101.679	100.512	99.338			
3 213 Shane Feasler 87 Volkswagen Scirocco						103.194
Sat	108.465	104.785				
Sun	103.194	103.419	103.610	103.255		
GTL - GT-LITE						Best Time
1 96 Vincent Wiczorek 65 Mini Cooper S						90.407
Sat	103.098	93.234				
Sun	91.418	90.407				
2 9 Eli Sharp 65 Mini Cooper S						91.085
Sat	95.699	95.508				
Sun	93.173	91.085	92.739	91.174		
IM - INEX MOD						Best Time
1 8L Haley Levensgood 37 Ford Legend						81.242
Sat	DNS					
Sun	100.294	81.736	81.242	82.483	82.137	
2 15A Skip Levensgood 37 Ford Legend						85.463
Sat	94.075					
Sun	85.585	85.463	85.463			
ASR - A SPORTS RACER						Best Time
1 11 George Bowland 03 Cheetah						78.344
Sat	81.822					
Sun	78.344					
FB - FORMULA 1000						Best Time
1 94 Dave Cutchins 11 Stohr F-1000						78.051
Sat	81.787	83.856				
Sun	79.318	79.399	79.660	80.749	78.930	
	78.051					



Spring Jefferson Level 3 Time Trial
Blue Mountain Region SCCA
May 26-27, 2018



Event 1 PHA Championship Series

FV - FORMULA V							Best Time
1	87 Dillon Axarlis	84 Womer EV1					86.737
Sat	DNS						
Sun	90.877	89.621	88.383	88.395	87.207		
	87.912	89.975	88.782	86.737	87.422		
2 95 John Pitman 97 Caracal CR							88.185
Sat	91.527	90.459					
Sun	92.513	90.964	89.742	89.289	91.643		
	88.185	90.056	90.933				
3 99 Tammy Oswald Protoform 2.5							88.292
Sat	94.973	94.248					
Sun	89.352	89.378	89.597	89.301	88.292		
	88.515						
4 187 Dustin Axarlis 84 Womer EV1							88.693
Sat	94.201	94.670	93.488	92.091			
Sun	91.296	91.685	91.389	90.288	90.753		
	90.538	89.200	88.693				
5 85 Michael White 92 Caracal D							92.124
Sat	97.427	95.483					
Sun	93.912	93.479	93.792	92.124	94.784		
	93.078						
FS - FORMULA S							Best Time
1	68 Timm Murphy	FS Mazda RX8-Rennie					80.540
Sat	84.291	86.302					
Sun	83.937	81.666	80.602	80.540	80.803		
	84.823						
2 666 Dan Ennis 00 Formula Mazda FM							85.339
Sat	93.107	94.166					
Sun	88.898	90.379	85.750	91.488	90.627		
	85.339						

Spring Jefferson Level 3 Time Trial						
Blue Mountain Region SCCA						
May 26-27, 2018						
Event 1 PHA Championship Series						
H3 - HISTORIC 3						Best Time
1	48 Stanford Vann	70 Caldwell D9				80.833
Sat	83.146	82.493				
Sun	81.888	81.964	80.975	80.833	81.725	
	81.141					
2 6 John Hartnett 70 Caldwell D-10 Super Vee						92.021
Sat	95.040	92.292				
Sun	98.646	93.273	92.761	92.021		
H4 - HISTORIC 4						Best Time
1	64 Steven Hirschtritt	64 Turner Mk II				91.825
Sat	98.767	106.432				
Sun	95.822	94.726	92.884	92.950	92.789	
	92.131	92.939	91.825			
2 74 Dave Dill 64 Triumph Spitfire						DNF
Sat	DNS					
Sun	DNF					
S1 - SPECIAL 1						Best Time
1	8 Kurt Eikenberg	94 Cheetah SR1				75.825
Sat	75.825	76.239				
Sun	77.745	76.292				
S2 - SPECIAL 2						Best Time
1	21 Bryan Fritzler	18 Fritzler Raven				84.212
Sat	90.215	89.968				
Sun	85.514	84.212	86.141	86.197		
2 147 Angus Dalzell 16 MNR Vortx						86.050
Sat	92.732	90.405				
Sun	92.186	91.472	91.576	89.868	89.094	
	87.419	89.842	89.158	88.123	86.050	
3 4 Bob Gardner Shelby Can Am						86.192
Sat	89.320	87.107				
Sun	87.681	86.192				
4 218 Fred Heinly 84 Bmw E30						88.518
Sat	DNS					
Sun	92.442	90.936	89.389	89.019	89.488	
	89.630	89.450	89.655	89.490	88.518	



Spring Jefferson Level 3 Time Trial
Blue Mountain Region SCCA
May 26-27, 2018




Event 1 PHA Championship Series

S3 - SPECIAL 3							Best Time
1	178 Charles King	02 Chevy Pickup					80.690
Sat	86.757	88.406					
Sun	81.908	82.057	81.195	80.690			
2	1191 Mike Lascoskie	77 Chevrolet Monza					86.678
Sat	87.772	91.825	120.962				
Sun	90.007	89.576	88.583	88.481	87.836		
	86.678						
ME2 - MODIFIED ELECTRIC 2							Best Time
1	999 Robert Laravie	15 Baker Torpedo Kid					126.986
Sat	132.471	129.605	142.170	138.342			
Sun	127.946	127.812	126.986	127.692			




Spring Jefferson Level 3 Time Trial
Blue Mountain Region SCCA
May 26-27, 2018
Event 1 PHA Championship Series



Raw Pos.	Pos.	Class	#	Driver	Car Model	Raw Time	Diff.	From 1st	Avg Speed
1	1	S1	8	Kurt Eikenberg	94 Cheetah SR1	75.825	0	0	76.0
2	1	SMX	53	Mark Aubele	97 BMW M3	76.705	0.880	0.880	75.1
3	1	FB	94	Dave Cutchins	11 Stohr F-1000	78.051	1.346	2.226	73.8
4	1	ASR	11	George Bowland	03 Cheetah	78.344	0.293	2.519	73.5
5	2	SMX	888	Brian Micciche	93 Mazda Rx7	79.774	1.430	3.949	72.2
6	1	GT2	14	Ron Lordy	08 Ford Mustang	80.452	0.678	4.627	71.6
7	1	FS	68	Timm Murphy	FS Mazda RX8-Rennie	80.540	0.088	4.715	71.5
8	1	S3	178	Charles King	02 Chevy Pickup	80.690	0.150	4.865	71.4
9	1	SSP	1911	Shawn Mellinger	04 Chevrolet Corvette	80.792	0.102	4.967	71.3
10	1	H3	48	Stanford Vann	70 Caldwell D9	80.833	0.041	5.008	71.3
11	1	IM	8L	Haley Levensgood	37 Ford Legend	81.242	0.409	5.417	70.9
12	1	SM	306	Rick Johnson	79 Ford Mustang	81.417	0.175	5.592	70.7
13	2	SSP	19	Michael Robinson	04 Corvette	81.871	0.454	6.046	70.4
14	1	ESP	341	Steve Lewis	17 Ford Mustang	81.921	0.050	6.096	70.3
15	1	SSM	88	Cameron Johnston	95 Mazda Miata-T	82.485	0.564	6.660	69.8
16	1	H2	171	Richard Good	72 Triumph TR6	82.882	0.397	7.057	69.5
17	1	SV	81	Robert Oswald Jr	04 Viper SV1	83.039	0.157	7.214	69.4
18	2	SSM	128	James Guerin	04 Honda S2000	83.457	0.418	7.632	69.0
19	1	BSP	146	Dennis Williams	01 BMW M3	83.551	0.094	7.726	68.9
20	2	ESP	B4	Gibby Bozicevich	99 Camaro Z-28	84.120	0.569	8.295	68.5
21	1	S2	21	Bryan Fritzier	18 Fritzier Raven	84.212	0.092	8.387	68.4
22	1	SMF	77	Chris Carlisle	92 Honda Civic CX	84.619	0.407	8.794	68.1
23	1	DSP	142	Jason Fraley	06 Audi A3	84.837	0.218	9.012	67.9
24	2	FS	666	Dan Ennis	00 Formula Mazda FM	85.339	0.502	9.514	67.5
25	2	IM	15A	Skip Levensgood	37 Ford Legend	85.463	0.124	9.638	67.4
26	2	SMF	66	Matt Phillips	00 Honda Civic	85.715	0.252	9.890	67.2
27	2	BSP	1881	Michele Aubele	12 BMW 135i	85.935	0.220	10.110	67.0
28	2	S2	147	Angus Dalzell	16 MNR Vortx	86.050	0.115	10.225	66.9
29	2	DSP	42	Shaun Fraley	06 Audi A3	86.177	0.127	10.352	66.8
30	3	S2	4	Bob Gardner	Shelby Can Am	86.192	0.015	10.367	66.8
31	3	SMF	57	John Volovar	05 Mazda 3	86.423	0.231	10.598	66.6
32	2	S3	1191	Mike Lascoskie	77 Chevrolet Monza	86.678	0.255	10.853	66.5
33	1	FV	87	Dillon Axarlis	84 Womer EV1	86.737	0.059	10.912	66.4
34	3	ESP	L8	Kris Reid	99 Chevy Z28	86.980	0.243	11.155	66.2
35	4	SMF	731	Ray Hollister	07 Chevy Cobalt	87.479	0.499	11.654	65.8
36	1	CSP	86	Keith Gerhard	99 Mazda Miata	87.702	0.223	11.877	65.7
37	2	H2	210	Boyd Wagner	74 Triumph TR6	88.118	0.416	12.293	65.4
38	1	ITS	420	David Ascherman	98 Volkswagen Gti Sharpie	88.169	0.051	12.344	65.3
39	2	FV	95	John Pitman	97 Caracal CR	88.185	0.016	12.360	65.3
40	3	FV	99	Tammy Oswald	Protoform 2.5	88.292	0.107	12.467	65.2
41	4	S2	218	Fred Heinly	84 Bmw E30	88.518	0.226	12.693	65.1
42	4	FV	187	Dustin Axarlis	84 Womer EV1	88.693	0.175	12.868	64.9
43	1	HP	50	Joe Whiteley	64 Austin Healey Sprite	89.021	0.328	13.196	64.7
44	1	SPO	91	Tom Vincent	68 Fact Fice Cobra Roadster	89.156	0.135	13.331	64.6
45	1	FP	3	Craig Bucher	85 Toyota Mr-2	89.402	0.246	13.577	64.4
46	1	SPU	15	Ken Gillette	88 Toyota MR2	89.956	0.554	14.131	64.0
47	1	GT3	2X	Gary Eck	83 VW GTI	90.141	0.185	14.316	63.9
48	1	T3	153	Thomas Wuellette	13 Volkswagen GTI	90.332	0.191	14.507	63.8
49	1	GTL	96	Vincent Wiczorek	65 Mini Cooper S	90.407	0.075	14.582	63.7
50	3	DSP	201	Ralph Weaver	11 Volkswagen GTI	90.558	0.151	14.733	63.6
51	2	FP	69	Glenn Hoffman	89 Honda crx	90.628	0.070	14.803	63.6
52	2	GTL	9	Eli Sharp	65 Mini Cooper S	91.085	0.457	15.260	63.2



Spring Jefferson Level 3 Time Trial
 Blue Mountain Region SCCA
 May 26-27, 2018
 Event 1 PHA Championship Series



Raw Pos.	Pos.	Class	#	Driver	Car Model	Raw Time	Diff.	From 1st	Avg Speed
53	3	H2	46	Hugh Jonas	73 Triumph TR6	91.368	0.283	15.543	63.0
54	1	ITB	188	James Oswald	84 Volkswagen Rabbit	91.468	0.100	15.643	63.0
55	1	H4	64	Steven Hirschtritt	64 Turner Mk II	91.825	0.357	16.000	62.7
56	2	SV	117	George Fink	66 Autodynamics	91.865	0.040	16.040	62.7
57	2	H3	6	John Hartnett	70 Caldwell D-10 Super Vee	92.021	0.156	16.196	62.6
58	5	FV	85	Michael White	92 Caracal D	92.124	0.103	16.299	62.5
59	4	ESP	34	Nancy Lewis	17 Ford Mustang	92.481	0.357	16.656	62.3
60	1	H1	27	Bill Lessig	67 Lotus Elan	92.889	0.408	17.064	62.0
61	2	ITB	881	Emily Oswald	84 Volkswagen Rabbit	93.432	0.543	17.607	61.6
62	5	SMF	13	Gary Reider	86 Saab 900s	93.803	0.371	17.978	61.4
63	2	T3	351	Matthew Vosper	13 VW GTi	95.427	1.624	19.602	60.4
64	3	SSM	76	Daniel Jones	03 Chevy Corvette	95.839	0.412	20.014	60.1
65	2	CSP	59	Tim March	84 Porsche 944	96.355	0.516	20.530	59.8
66	3	CSP	29	Jay Gyger	86 Porsche 944	97.338	0.983	21.513	59.2
67	3	SV	711	Neil Peterson	66 Autodynamics	99.066	1.728	23.241	58.1
68	2	GT3	57	Grace Huntzinger	86 VW Scirocco 16V	99.338	0.272	23.513	58.0
69	4	DSP	202	Jenny Weaver	11 Volkswagen GTI	99.792	0.454	23.967	57.7
70	1	EP	6	Matthew Hoegg	95 Dodge Neon	101.101	1.309	25.276	57.0
71	3	GT3	213	Shane Feasler	87 Volkswagen Scirocco	103.194	2.093	27.369	55.8
72	1	STL	97	Richard Terrill	89 Honda CRX	115.659	12.465	39.834	49.8
73	1	ME2	999	Robert Laravie	15 Baker Torpedo Kid	126.986	11.327	51.161	45.4
74	1	V3	887	William Norton	60 Cooper Formula 3	DNF			
75	2	H4	74	Dave Dill	64 Triumph Spitfire	DNF			