

PHA 2018 SCHEDULE

Giant's Despair Hillclimb.....July 7-8

Online Registration at:

http://myautoevents.com/pls/mae/frmEventDetail.Show?psevent_id=16683

Polish Mountain Hillclimb.....Aug 4-5

Online Registration at:

http://myautoevents.com/pls/mae/frmEventDetail.Show?psevent_id=16685

Duryea Hillclimb.....Aug 18-19

Shenandoah TT.....Sept 1-2

Fall Weatherly Hillclimb.....Sept 15-16

Pagoda Hillclimb Records

CLASS	TIME	NAME	CAR	YEAR
COURSE RECORD	73.374	George Bowland	02 BBR Shark	2011
AMERICAN SEDAN	84.627	Mark Aubele	84 Mustang	2013
B-SPEC	104.237	Dave Arron	13 Ford Fiesta	2014
IMPROVED TOURING A	89.466	Kendrick Giambatista	95 Dodge Neon	2011
IMPROVED TOURING B	92.655	Steve Deturck	84 VW Gti	2013
IMPROVED TOURING C	95.804	Glenn Hoffman	75 VW Scirocco	2013
IMPROVED TOURING E	82.459	Alexander Kihurani	05 Mitsubishi Evo 8	2012
IMPROVED TOURING S	89.660	David Ascheman	98 Volkswagen Gti Sharpie	2018
IMPROVED TOURING R	86.877	Kendrick Giambatista	95 BMW M3	2014
SUPER STREET PREPARED	82.861	Mark Aubele	01 Chevy Corvette	2012
A STREET PREPARED	89.766	James Nauman	05 Subaru Impreza WRX	2018
B STREET PREPARED	83.503	Shawn Mellinger	04 MazdaSpeed Miata	2017
C STREET PREPARED	92.311	Glenn Hoffman	89 Honda CRX	2016
D STREET PREPARED	87.786	Jason Fraley	06 Audi A3	2017
E STREET PREPARED	79.613	Mark Aubele	14 Mustang	2016
F STREET PREPARED	90.554	Mike Ancas	92 Honda Civic	2012
STREET MOD	80.109	Steve Lewis	04 Ford Mach 1	2014
SUPER STREET MOD	81.106	Dan Reed	86 Chevy Corvette	2015
STREET MOD FWD	85.378	Hunter Huffman	90 Honda Civic Si	2011
STREET MOD EXTREME	79.622	Mark Aubele	97 BMW M3	2017
TOURING 2	87.422	Jim Kreitzburg	12 Corvette	2013
TOURING 3	93.682	Thomas Wuellette	13 Volkswagen GTI	2017
TOURING 4	97.211	Randy Hartinger	03 Mini Cooper S	2016
SPEC MIATA	96.515	Greg Gialloreto	92 Mazda Miata	2017
SUPER TOURING U	84.481	Andrew Mull	08 Subaru STI	2014
SUPER TOURING L	90.544	Josh Reinard	97 Acura Integra GS-R	2018
SUPER PRODUCTION O	79.969	Merlin Miller	66 Sunbeam Tiger	2011
SUPER PRODUCTION U	92.942	Ted Theodore	97 Westfield 7 Megabusa	2017
RALLY	84.252	Houssam Tarabay	06 Mitsubishi Evo IX	2014
RALLY FORCED INDUCTION	91.661	Keith Kennedy	93 Subaru Imprezza	2017
E PRODUCTION	88.020	Leigh Earnshaw	95 Dodge Neon	2012
F PRODUCTION	91.542	Tim Murphy	90 Mazda Miata	2011
H PRODUCTION	90.837	Mike Ancas	85 Honda Civic	2014
GT-1	85.583	Brian Halecki	82 Chevy Camaro	2011
GT-2	79.353	Merlin Miller	66 Sunbeam Tiger	2014
GT-3	91.114	Mike Ancas	86 Honda Civic	2016
GT-LITE	91.904	Mike Ancas	85 Honda CRX	2015
INEX MOD	83.044	Haley Levensgood	37 Ford Legend	2016
A SPORTS RACER	88.684	George Bowland	03 BBR Cheetah	2018
PROTOTYPE 1	76.748	Bob Gardner	06 Stohr Wf-1	2016
PROTOTYPE 2	81.377	Kurt Eikenberg	00 Prince Pr1	2015
FORMULA B	83.296	Dave Cutchins	11 Stohr F-1000	2018
FORMULA CONTINENTAL	80.180	Jason Keffer	82 Sparton	2011
FORMULA FORD	82.950	Matthew Amos	82 Van Deimen	2014
FORMULA V	89.106	Curt Bennett	90 Protoform P1	2016
FORMULA S	80.260	Timm Murphy	00 Formula Mazda	2016
CLUB FORD	87.318	Greg Hagan	74 Lola T340	2016
SOLO V	82.492	Robert Oswald Jr	04 Viper SV-1	2017
VINTAGE 1	92.521	Warren Schiff	62 Lotus Super 7	2013
VINTAGE 2	117.757	Sue Salsburg	61 Jaguar MK2	2013
VINTAGE 3	112.598	David Jensen	34 Ford Sedan	2012
HISTORIC 1	88.383	Adolf Battifarano	68 Lotus 7	2012
HISTORIC 2	85.983	Rich Good	72 Triumph TR6	2016
HISTORIC 3	84.066	Bob D'Amore		2011
HISTORIC 4	95.020	Steven Hirschtritt	65 AH Sprite	2016
SPECIAL 1	73.374	George Bowland	02 BBR Shark	2011
SPECIAL 2	81.802	John Hartnett	04 Klaus Hk-2	2012
SPECIAL 3	79.865	Raymond Kochin	80 Chevy Sport Modified	2017
MODIFIED ELECTRIC 2	92.459	Todd Reid	14 EVSR Electric Sprots	2017

READING EAGLE

readingeagle.com

Sunday 6/24/18

Sights from the Pagoda Hillclimb

READING EAGLE

Mark Aubele recorded the fastest time on the first day of competition Saturday at the Pagoda Hillclimb.

Aubele, racing a '97 BMW M3 in the SMX class, clocked an 83.492 on the 1.35-mile course up Duryea Drive in Reading.

The final round of competition begins today around 9 a.m. and concludes around 4 p.m. More results, C11.



Chief starter John Tumolo of Reading gives final instructions to Thomas Vincent of Virginia Beach, Va., at Saturday's Pagoda Hillclimb.



Don Kennedy of Shillington competes in his 1993 Subaru Impreza at the Pagoda Hillclimb.



William Sekella of Fleetwood goes up Duryea Drive in his 1977 Honda Civic.

Steven Hirschtritt of Robesonia competes in his 1965 Austin Healey Sprite.



Competitors wait at the Pagoda for the return trip down the hill on the first day of the Pagoda Hillclimb.

SPECIAL TO THE READING EAGLE: TOM BOLAND



William Norton of Shillington races in his 1960 Cooper Formula 3.



Skip Levengood of Birdsboro hits the course in his 1937 Ford Legend.



Bill Ascheman of Douglassville in his 1952 MG TD Replica during the first day of competition.

Robert Oswald Jr. of Boyertown, left, competes in his 2004 Viper SV1.



Rick Kline of Berville goes through Turn 7 in his 1999 Panoz GT-WC.

Baumann wins Hillclimb Makes it to the top in just over 80 seconds/c4



PAGODA HILLCLIMB

Long trip worth it for Baumann

BY JOSH LIDDICK
READING EAGLE

If there was any day to have a computer nearby to follow the 1.2-mile Pagoda Hillclimb from 248 miles away, it was Sunday.

Sherman Baumann drove from Moodus, Connecticut to Reading's Duryea Drive for this weekend's 66th annual race.

This edition of the event marked his fifth trip to the course.

Needless to say, Baumann was just glad he could get his racing friends from back home in New England to follow along online as he ran a blistering 80.200 in his 2015 Mod-lite car to capture the Fastest Time of the Day (FTD).

The forecast called for light showers as the day progressed, but Baumann was grateful he was able to finish the day with good weather and come out on top.

"I was very surprised that I took FTD," he said.

"I just happened to have the right runs at the right time with the weather and was happy that my 80.200 stuck for the day."

Baumann knew that he was going to have tough competition this weekend.

J. Kurt Eikenberg of Stewartstown swept the season last year, claiming FTDs at both the Pagoda Hillclimb in June and the 2.2-mile Duryea Hillclimb in August.

This year, Eikenberg, driver of a 2000 Prince PRO1, ran his fastest time on his third run of the day, shaving nearly five seconds off from his first run. He finished with a fast time of 80.906, but it ended up being a second behind Baumann, who was confident in his run times.

"I had a lot of faith in the road," Baumann said. "The road was finally dried up and cleared over the course of the day, so we were able to push a little harder."

"It wasn't perfect. I missed one turn and that probably would've been the 79 (second run) I was looking for, but it was enough to be the right person in the right day in the right time, and there was no one else that got it quicker."

Quickness was a very similar trait among the 110-car field.

Saturday's fastest driver, Mark Aubele was on his way



Sherman Baumann of Moodus, Conn., in his 2015 Mod-lite races up the hill toward the the Pagoda Hillclimb overall victory Sunday.



Emily Oswald of Reading takes her 1984 VW Rabbit up the hill Sunday.

to much of the same on Sunday, but wrecked his 1997 BMW M3 on his last run to finish with an 81.809. He ultimately finished second in the Street Mod Extreme class to Michael Robinson's 1999 Chevy Camaro (81.222).

Mouths were drooling at the sight of Bryan Fritzier's custom-built 2018 Fritzier Raven machine. Inspired by the sports racing cars of the 1960s, the masterpiece took 4 1/2 years to finish.

"It's really fun, it's really rewarding," said Fritzier, a resident of Lincoln University.

"I can remember in my garage thinking about what this would be like when I finally got it finished and could drive it and here I am."

Reading's Haley Levengood, a member of the Inex Mod class, drove his 1937 Ford Legend to a time of 83.672 to solidify himself as the fastest finisher from Berks County.



Charles King of Bethlehem, N.H., won the Special 3 class in his 2002 Chevy Pickup.

The traveling distance may be a little farther, but Sherman Baumann admits that the Pagoda Hillclimb is a special place for him.

"This is one of my favorite hills," Baumann said. "It's really, really special. I'm go-

ing to cherish it because I'm not expecting it to happen again if ever."

If his schedules align, Baumann expects to be back next June to defend his title.

Contact Josh Liddick: 610-371-5061 or jliddick@readingeagle.com

From the Reading Eagle photographer, Tom Boland. Tom is a former competitor at PHA events.

Here's the link to Sunday's Photo Gallery.

<http://www.readingeagle.com/apps/pbcs.dll/gallery?Site=RE&Date=20180624&Category=SPORTS&ArtNo=624009999&Ref=PH>

And the link to Saturday's Photo Gallery.

<http://www.readingeagle.com/apps/pbcs.dll/gallery?Site=RE&Date=20180623&Category=SPORTS&ArtNo=623009999&Ref=PH>

Other Photos can be found at:

mikevaninophotography.com Photos by Mike Vanino

http://www.shutterspeedfoto.com/hillclimb_gallery/ Photos by Diane Bower

Speeds at Turn 6
Thanks to Donna Sumner
Top Speed Car # 53 - 127 mph

MAX Speed	Car #	Saturday				Sunday			
		Run 1	Run 2	Run 3	Run 4	Run 1	Run 2	Run 3	Run 4
60	00					58	58	60	
104	05			77		86	104	102	103
89	6	66	70	73	77	80	85	85	89
70	06	70							
111	08						107	111	102
92	9			84	92	86			
108	11					73	108		
102	13	61	83	87	91	81	97	94	102
112	014	82	84	93	94	97	112	111	107
76	14	65	63	68		76			
83	17	56		56		60	82	83	82
121	19		93	93	112	104	116	121	121
103	21			82			93	101	103
102	25	76	66	89	82	82	96	102	101
102	27	83			92	92	99	100	102
112	28		90	96		104	112	101	111
86	30	68				71	82	86	83
100	32	82	89	90	92	92	99	59	100
91	33	70	74	75	86	87	91	81	91
102	34		72	81		87	98	101	102
110	36	81	76	92	72	99	110	107	68
54	38					51	51	54	54
105	41					79	88	100	105
84	43	68		81	82	83	83	84	62
111	46	82	82	97		102	108	111	
92	47	67	78	84		81	86	89	92
87	50	62	68	78	84	77	87	86	84
127	53		110	113	123		127		
99	057	79	97	95	98	96	99	97	98
92	57	78	76	82	85	83	82	81	92
90	060	83	78	80	80	79	88	89	90
91	61		76		88	83	91	90	91
97	62			87		91	95	97	97
103	66	76	91	89	94	99	100	103	
108	68			79		81	103	108	107
90	69	71	83	84	87	83	90	90	
97	71			72		83	90	97	95
67	75	62	66	66	67	60	65	64	
104	76		80	90		94	104		
103	81	67		91	80	102	100	103	103
90	84	76		82		84	88	89	90
87	85					81	87	87	86
91	86	71	84	88	90	90	91	91	

Speeds at Turn 6
Thanks to Donna Sumner
Top Speed Car # 53 - 127 mph

MAX Speed	Car #	Saturday				Sunday			
		Run 1	Run 2	Run 3	Run 4	Run 1	Run 2	Run 3	Run 4
87	87	66	74	81	84	84	84	87	85
106	88		85		91	74	100	105	106
114	91	53		112	112		113	114	114
85	93						82	85	80
109	94			77			94	106	109
91	95		73	78	82	86	89	90	91
91	96	80			91	86			
70	113					69	64	68	70
91	115						91		
108	117			84		97	104	108	107
99	128	79	91	91		90	99	96	
113	141		81	89	96	93	65	106	113
105	142		93	95	100	95	104	104	105
106	146	66	76	80	88	79	95	106	101
93	153	64	65	76		76	89	93	90
101	159	81	84	87	92	93	100	101	99
102	171	99				94	99	102	102
96	176	78		79	96	79	88	89	96
114	178			82	99	96	108	114	113
102	188					80	94	97	102
72	191	49	55	63	66	65	64	72	69
81	196	71	77	77	81	81	81	81	
88	203	81	83	88	88	82	86	88	
94	210					65	80	92	94
84	213					69	80	83	84
90	214	55	71	75	79	69	81	87	90
95	218	84				91	95	91	93
89	280	83	86	81	85	87	88	89	
113	306		83	95	105		113	105	113
103	307	81	89	90	99	100	101	103	
119	341	92		111		114	113	119	
90	357	77	76	76		80	81	81	90
110	416	89	92	100	104	93	107	110	107
105	420	90	103	102	105	100	103	104	100
56	511					56			
104	601	76		81			96	104	
113	666	70	85			77	94	113	99
81	691	66	72	77	77	71	80	81	
100	707	87	85	91	93	95	100		
86	711	57	86	65		68	75	78	75
89	801		58	68	82		85	89	86
98	817	77	88	96	97	80	98	91	97
79	881	68	66	61		66	75	79	79

Speeds at Turn 6
Thanks to Donna Sumner
Top Speed Car # 53 - 127 mph

MAX Speed	Car #	Saturday				Sunday			
		Run 1	Run 2	Run 3	Run 4	Run 1	Run 2	Run 3	Run 4
69	887	62		58			69	68	
115	888		85	89	99		104	115	110
84	911					64	78	77	84
96	931	83	83	88	96	91	95	96	96
105	932	79	79	78	84	92	101	104	105
81	982	67	76	81	81	59			
95	989	69	76	75	85	82	93	95	
62	991	47	50	55	62	58	59	54	60
109	1191					73	97	104	109
85	15A		72	53		85			
113	27x	70	87	85	99	74	107	113	110
92	2X					87	92	92	92
106	8L		81			95	105	106	105
96	B4	79	86	85	90	83	90	95	96
91	L8	67	72	73	84	74	83	91	90









2018 Pagoda Hillclimb
Blue Mountain Region SCCA
June 23-24, 2018









Event 3 PHA Championship Event




BSPEC - B-SPEC						Best Time
1 17 David Arron 13 Ford Fiesta						107.212
Sat	132.404					
Sun	125.963	110.341	107.212	109.698		
ITA - IMPROVED TOURING A						Best Time
1 218 Fred Heinly 84 Bmw E30						94.536
Sat	101.766					
Sun	103.006	96.990	95.232	94.536		
ITB - IMPROVED TOURING B						Best Time
1 84 Steve DeTurck 84 Volkswagon GTI						95.160
Sat	114.142	109.358				
Sun	106.160	100.312	96.068	95.160		
2 881 Emily Oswald 84 VW Rabbit						103.090
Sat	134.242	119.188	126.098			
Sun	117.150	110.421	104.130	103.090		
ITC - IMPROVED TOURING C						Best Time
1 113 Kurt Frederick 80 Ford Fiesta						109.572
Sat	DNS					
Sun	116.077	114.184	109.572	110.026		
ITS - IMPROVED TOURING S						Best Time
1 420 David Ascheman 98 Volkswagen Gti Sharpie						89.660
Sat	108.826	96.247	98.570	93.102		
Sun	98.999	90.694	89.660	93.768		
SSP - SUPER STREET PREPARED						Best Time
1 91 Shawn Mellinger 04 Chevrolet Corvette						84.294
Sat	109.734	94.014	88.922			
Sun	85.180	84.294	85.060			
2 191 Donna Robinson 04 Chevy Corvette						106.154
Sat	139.011	128.245	122.720	113.332		
Sun	119.871	110.618	106.370	106.154		
ASP - A STREET PREPARED						Best Time
1 932 James Nauman 05 Subaru Impreza WRX						89.766
Sat	109.350	104.570	108.098	97.780		
Sun	97.575	91.666	90.460	89.766		




  2018 Pagoda Hillclimb Blue Mountain Region SCCA June 23-24, 2018							
Event 3 PHA Championship Event							
BSP - B STREET PREPARED						Best Time	
1 46 Matt Williams 01 BMW M3						87.194	
Sat	104.707	106.010	91.280				
Sun	92.152	88.818	87.194				
2 146 Dennis Williams 01 BMW M3						88.726	
Sat	115.695	104.119	102.806	94.464			
Sun	105.736	91.283	89.176	88.726			
3 188 Michele Aubele 12 BMW 135i						91.100	
Sat	106.762	103.474	97.588				
Sun	102.623	93.888	91.496	91.100			
4 307 Robert Daley 03 Honda S2000						92.484	
Sat	115.045	109.154	106.354	97.494			
Sun	98.883	95.991	92.484				
5 707 Michael Daley 03 Honda S2000						98.242	
Sat	110.569	111.510	106.798	103.898			
Sun	104.046	98.242					
6 280 Michael Daley 78 Datsun 280z						102.656	
Sat	117.157	112.051	114.278	109.750			
Sun	109.643	107.231	102.656				
7 214 Adam Weaver 87 Porsche 944 S						104.040	
Sat	126.075	116.708	117.552	109.904			
Sun	118.753	109.075	104.606	104.040			
CSP - C STREET PREPARED						Best Time	
1 86 Keith Gerhard 99 Mazda Miata						94.496	
Sat	118.038	108.055	105.718	99.596			
Sun	102.159	96.944	95.458	94.496			
2 93 Timothy Murphy 93 Subaru WRX						98.274	
Sat	DNS						
Sun	102.406	99.216	98.274				
DSP - D STREET PREPARED						Best Time	
1 142 Jason Fraley 06 Audi A3						87.940	
Sat	97.441	99.182	92.264				
Sun	96.831	88.776	87.940	88.964			
2 989 David Hoppe 92 Bmw 325i						96.330	
Sat	122.786	115.795	115.792	105.604			
Sun	108.056	99.343	96.330	100.740			

  2018 Pagoda Hillclimb Blue Mountain Region SCCA June 23-24, 2018							
Event 3 PHA Championship Event							
ESP - E STREET PREPARED						Best Time	
1 341 Steve Lewis 17 Ford Mustang						83.560	
Sat	107.772	92.662					
Sun	90.573	85.260	83.560				
2 27X Chris Merring 98 Ford Mustang						87.544	
Sat	114.222	100.796	104.528	95.158			
Sun	103.669	89.557	87.544	87.688			
3 B4 Gibby Bozicevich 99 Camaro Z-28						90.044	
Sat	110.585	102.758	104.288	96.268			
Sun	103.766	96.644	91.102	90.044			
4 34 Nancy Lewis 17 Ford Mustang						93.124	
Sat	121.394	104.050					
Sun	108.698	99.821	94.244	93.124			
5 L8 Kris Reid 99 Chevy Z28						94.480	
Sat	125.426	115.034	108.932	99.914			
Sun	107.483	98.030	94.480	95.028			
6 982 Paul O'Donnell 10 Dodge Challenger SRT8						104.498	
Sat	122.315	115.259	115.184	104.498			
Sun	106.837	211.845					
FSP - F STREET PREPARED						Best Time	
1 75 Donald DeHart 98 Plymouth Neon						120.784	
Sat	130.811	124.937	125.852	123.864			
Sun	127.027	121.179	120.784				
SM - STREET MOD						Best Time	
1 306 Eric (Rick) Johnson 79 Ford Mustang						86.076	
Sat	113.130	98.768	90.988				
Sun	86.076	87.724	86.828				
2 30 Kristen Hack 79 Ford Mustang						94.228	
Sat	115.462	103.758					
Sun	112.269	97.761	94.228	94.518			
3 41 Courtney Coxo 86 Ford Mustang						96.404	
Sat	DNS						
Sun	132.719	103.417	98.842	96.404			




  <div style="text-align: center;"> 2018 Pagoda Hillclimb Blue Mountain Region SCCA June 23-24, 2018 Event 3 PHA Championship Event </div> 						
SSM - SUPER STREET MOD						Best Time
1	141 James Joseph Vodopija 00 Chevrolet Corvette					84.036
Sat	103.365	101.690	93.222			
Sun	97.199	105.114	84.292	84.036		
2	128 James Guerin 04 Honda S2000					88.498
Sat	110.339	101.058	101.200			
Sun	96.943	91.349	88.498			
3	88 Cameron Johnston 95 Mazda Turbo Miata					88.908
Sat	122.594	113.818				
Sun	109.781	95.806	89.160	88.908		
4	76 Dan Jones 03 Chevy Corvette					90.884
Sat	117.856	114.452	98.186	95.002		
Sun	99.441	90.884	91.060			
5	176 Matthew Jones 03 Chevy Corvette					95.904
Sat	132.111	115.020	110.776	101.594		
Sun	108.818	98.901	95.904			
6	601 David Stoner 99 Chevy Corvette					97.489
Sat	113.300	108.606				
Sun	97.489	DNF				




  2018 Pagoda Hillclimb Blue Mountain Region SCCA June 23-24, 2018 Event 3 PHA Championship Event							
SMF - STREET MOD FWD						Best Time	
1 13 Gary Reider 86 Saab 900s						86.596	
Sat	123.138	108.727	110.224	102.126			
Sun	107.580	99.404	86.596	93.206			
2 32 Bryan Dion 07 Volkswagen GTI						87.164	
Sat	104.176	100.039	99.214	92.668			
Sun	96.298	90.299	DNF	87.164			
3 66 Matt Phillips 00 Honda Civic						88.604	
Sat	108.272	99.080	101.290	93.792			
Sun	95.521	91.074	89.198	88.604			
4 57 John Volovar 05 Mazda 3						91.516	
Sat	110.804	100.529	101.140	94.908			
Sun	97.208	93.313	92.174	91.516			
5 159 Doug Austin 07 Mini Cooper S						91.782	
Sat	110.669	104.198	103.868	98.442			
Sun	98.305	93.072	91.820	91.782			
6 203 Amanda Krause 93 Saab 900s						105.260	
Sat	116.340	114.012	110.188	105.612			
Sun	109.744	105.953	105.260				
7 115 Jason Ackerman 96 VW GTI						111.325	
Sat	DNF						
Sun	111.325	DNF					
8 511 George Ackerman 96 VW GTI						130.770	
Sat	DNF						
Sun	130.770						
SMX - STREET MOD EXTREME						Best Time	
1 19 Michael Robinson 99 Chevy Camaro						81.222	
Sat	102.829	103.208	91.580				
Sun	DNF	86.173	83.254	81.222			
2 53 Mark Aubele 97 BMW M3						81.809	
Sat	90.947	91.014	83.492				
Sun	81.809	DNF					
3 888 Brian Micciche 93 Mazda Rx7						84.092	
Sat	97.760	102.372	89.052				
Sun	85.961	85.880	84.092				
4 357 Kevin Miller 02 Subaru WRX						90.376	
Sat	112.290	106.570	108.914				
Sun	102.789	98.765	92.132	90.376			
5 33 Tyler James 98 BMW 323is						93.018	
Sat	121.121	114.541	109.322	101.158			
Sun	104.062	97.498	94.520	93.018			

  <div style="text-align: center;"> 2018 Pagoda Hillclimb Blue Mountain Region SCCA June 23-24, 2018 Event 3 PHA Championship Event </div> 						
T3 - TOURING 3						Best Time
1 153 Thomas Wuellette 13 Volkswagen GTI						94.776
Sat	121.845	117.637	111.268			
Sun	111.248	101.121	94.776	98.262		
T4 - TOURING 4						Best Time
1 47 Randall Hartinger 03 Mini Cooper Mini Cooper S						98.342
Sat	124.326	108.561	107.972			
Sun	107.916	101.767	99.394	98.342		
SMIA - SPEC MIATA						Best Time
1 801 Greg Gialloreto 92 Mazda Miata						99.650
Sat	123.763	117.746	108.072			
Sun	103.568	99.650	100.128			
STL - SUPER TOURING L						Best Time
1 817 Josh Reinard 97 Acura Integra GS-R						90.544
Sat	108.878	103.346	98.034	93.392		
Sun	101.163	91.140	90.892	90.544		
SPO - SUPER PRODUCTION O						Best Time
1 911 Thomas Vincent 65 Factory Five MK 4 Roadster						100.032
Sat	130.262	127.894				
Sun	125.466	103.854	100.032	106.056		
RALFI - RALLY FORCED INDUCTION						Best Time
1 931 Don Kennedy 93 Subaru Impreza						94.074
Sat	108.745	104.659	104.450	97.670		
Sun	100.718	95.273	94.074	94.642		
EP - E PRODUCTION						Best Time
1 62 Dave Miller 62 Triumph TR4						93.592
Sat	104.656					
Sun	103.543	109.020	93.726	93.592		
2 106 David Schneider 85 Dodge Neon						DNF
Sat	DNF					
Sun	DNS					

  2018 Pagoda Hillclimb Blue Mountain Region SCCA June 23-24, 2018							
Event 3 PHA Championship Event							
FP - F PRODUCTION						Best Time	
1 69 Glenn Hoffman 89 Honda Civic						96.690	
Sat	123.191	117.642	115.614	108.908			
Sun	108.011	97.508	96.690				
2 0 Michael Patton 67 Mg B						125.520	
Sat	DNS						
Sun	140.820	134.136	125.520				
HP - H PRODUCTION						Best Time	
1 50 Joe Whiteley 64 Austin Healey Sprite						93.646	
Sat	119.433	126.000	103.996	99.312			
Sun	106.053	95.658	93.704	93.646			
GT1 - GT-1						Best Time	
1 25 Randy Ross 19 Chevy Monto carlo ss						90.692	
Sat	120.932	123.280	106.628	105.932			
Sun	109.610	95.540	90.692	92.748			
GT2 - GT-2						Best Time	
1 28 Merlin Miller 66 Sunbeam Tiger						84.426	
Sat	106.590	106.140					
Sun	89.964	84.516	85.098	84.426			
2 14 Ron Lordy 08 Ford Mustang fr500S						86.100	
Sat	105.716	103.124	95.764	91.336			
Sun	94.420	86.100	87.414	87.860			
3 416 Brandon Lazar 86 Ford Mustang						88.094	
Sat	114.069	107.840	96.802	93.648			
Sun	97.823	90.124	88.500	88.094			
4 71 Rick Kline 99 Panoz Gt-Wc						94.828	
Sat	116.136						
Sun	106.812	98.768	94.828	96.706			

  <div style="text-align: center;"> 2018 Pagoda Hillclimb Blue Mountain Region SCCA June 23-24, 2018 Event 3 PHA Championship Event </div> 					
GT3 - GT-3					Best Time
1 2X Gary Eck 83 VW GTI					95.654
Sat	DNS				
Sun	103.361	96.108	95.654	95.702	
2 60 Matthew Hoegg 86 VW Scirocco 16V					100.096
Sat	112.238	111.300	107.962		
Sun	109.210	105.476	102.470	100.096	
3 57 Grace Huntzinger 86 VW Scirocco 16V					105.982
Sat	120.165	118.070	114.652	111.302	
Sun	114.483	111.562	106.016	105.982	
4 213 Shane Feasler 87 Volkswagen Scirocco					106.036
Sat	DNS				
Sun	116.520	106.980	106.036	106.532	
GTL - GT-LITE					Best Time
1 96 Vincent Wiczorek 65 Mini Cooper S					95.890
Sat	109.651	95.890			
Sun	105.266				
2 9 Eli Sharp 65 Mini Cooper S					96.936
Sat	103.606	96.936			
Sun	102.628				
3 196 William Sekella 77 Honda Civic					97.682
Sat	122.771	112.841	111.912	100.608	
Sun	107.792	98.471	97.682		
4 691 Mike Sacks 77 Honda Civic					100.110
Sat	124.277	119.788	108.936	103.116	
Sun	DNF	101.938	100.110		
5 43 Donald McLaughlin 81 Renault R5					102.074
Sat	125.899	111.136	107.548		
Sun	107.613	103.118	102.074	104.176	
IM - INEX MOD					Best Time
1 8L Haley Levorgood 37 Ford Legend					83.672
Sat	125.856				
Sun	96.271	88.236	83.672	84.320	
1 15A Skip Levorgood 37 Ford Legend					100.409
Sat	123.264	DNF	130.176		
Sun	100.409				

 		2018 Pagoda Hillclimb Blue Mountain Region SCCA June 23-24, 2018				
Event 3 PHA Championship Event						
ASR - A SPORTS RACER						Best Time
1 11 George Bowland 03 BBR Cheetah						88.684
Sat	DNS					
Sun	88.684					
FB - FORMULA B						Best Time
1 94 Dave Cutchins 11 Stohr F-1000						83.296
Sat	142.294					
Sun	91.882	84.834	83.296			
FV - FORMULA V						Best Time
1 87 Dillon Axarlis 84 Womer EV1						94.662
Sat	122.246	113.338	104.792	100.018		
Sun	99.266	97.116	94.662	95.216		
2 95 John Pitman 97 Caracal CR						95.676
Sat	118.670	106.296	106.164			
Sun	102.914	98.830	95.708	95.676		
3 85 Michael White 92 Caracal D						95.710
Sat	DNS					
Sun	108.488	97.268	95.710	95.906		
FS - FORMULA S						Best Time
1 68 Timm Murphy 00 Mazda RX8-Rennie						82.888
Sat	97.920	92.394				
Sun	95.961	86.656	83.370	82.888		
2 666 Dan Ennis 00 Formula Mazda FM						86.548
Sat	109.702	96.576				
Sun	108.462	94.291	86.548	87.618		
SV - SOLO V						Best Time
1 81 Robert Oswald Jr 04 Viper SV1						83.952
Sat	130.200	98.176	92.786			
Sun	95.969	87.626	85.518	83.952		
2 117 George Fink 66 Autodynamics						85.384
Sat	114.960	DNF	98.768			
Sun	94.672	86.654	85.384	85.940		
3 711 Neil Peterson 87 Vindicator Solo Vee						100.660
Sat	127.510	140.260	113.598			
Sun	109.995	103.698	100.660	100.924		

  2018 Pagoda Hillclimb Blue Mountain Region SCCA June 23-24, 2018 Event 3 PHA Championship Event							
V2 - VINTAGE 2						Best Time	
1 38 Susan Salsburg 61 Jaguar MK2						134.084	
Sat	DNS						
Sun	140.062	134.410	134.084	137.450			
V3 - VINTAGE 3						Best Time	
1 887 William Norton 60 Cooper Formula 3						118.364	
Sat	130.742	DNF	128.126				
Sun	DNF	118.364	121.752	DNF			
H1 - HISTORIC 1						Best Time	
1 27 Bill Lessig 67 Lotus Elan						94.058	
Sat	111.844	100.900					
Sun	104.135	98.963	95.866	94.058			
H2 - HISTORIC 2						Best Time	
1 171 Richard Good 72 Triumph TR6						86.048	
Sat	92.448						
Sun	97.760	90.961	86.048	87.256			
2 210 Boyd (WHIP) Wagner III 74 Triumph TR6						93.134	
Sat	DNS						
Sun	115.933	99.789	93.134	DNF			
H4 - HISTORIC 4						Best Time	
1 61 Steven Hirschtritt 65 Austin Healey Sprite						95.612	
Sat	117.049	104.636					
Sun	107.852	99.097	96.192	95.612			
S1 - SPECIAL 1						Best Time	
1 36 Sherman Baumann 15 Mod-lite						80.200	
Sat	113.927	111.178	98.660	100.788			
Sun	93.279	83.124	80.200	100.160			
2 8 J Kurt Eikenberg Prince						80.906	
Sat	DNS						
Sun	85.238	82.324	80.906				



2018 Pagoda Hillclimb
Blue Mountain Region SCCA
June 23-24, 2018




Event 3 PHA Championship Event

S2 - SPECIAL 2							Best Time
1	5 Steve Marsh	10 Subaru JuSti					86.940
Sat	110.292						
Sun	102.623	91.212	88.764	86.940			
2 21 Bryan Fritzler 18 Fritzler Raven							89.580
Sat	105.426						
Sun	95.594	89.580	89.856				
3 6 Jeff Avril 95 Honda Del Sol							99.096
Sat	128.475	122.268	114.430	106.822			
Sun	110.449	102.408	100.632	99.096			
S3 - SPECIAL 3							Best Time
1	178 Charles King	02 Chevy Pickup					82.752
Sat	102.924	86.428					
Sun	92.421	84.674	83.356	82.752			
2 1191 Mike Lascoskie 77 Chevrolet Monza							87.506
Sat	DNS						
Sun	113.654	93.560	88.594	87.506			
3 14 Bill Ascheman 52 MG TD Replica							114.812
Sat	123.468	139.308	114.812				
Sun	DNF						
ME2 - MODIFIED ELECTRIC 2							Best Time
1	99 Robert Laravie	15 Baker Torpedo Kid					124.588
Sat	171.719	153.984	138.342				
Sun	138.669	129.000	125.230	124.588			



Blue Mountain Region SCCA - 2018 Pagoda Hillclimb Saturday Raw Time Results (Rain)



Row #	Pos.	Class	#	Driver	Car Model	Raw Time	Diff.	From 1st	Average Speed
1	1	SMX	53	Mark Aubele	97 BMW M3	83.492	0	0	56.1
2	1	S3	178	Charles King	02 Chevy Pickup	86.428	2.936	2.936	54.1
3	1	SSP	91	Shawn Mellinger	04 Cheverolet Corvette	88.922	2.494	5.430	52.6
4	2	SMX	888	Brian Micciche	93 Mazda Rx7	89.052	0.130	5.560	52.6
5	1	SM	306	Eric (Rick) Johnson	79 Ford Mustang	90.988	1.936	7.496	51.4
6	1	BSP	46	Matt Williams	01 BMW M3	91.280	0.292	7.788	51.3
7	1	GT2	14	Ron Lordy	08 Ford Mustang fr500S	91.336	0.056	7.844	51.2
8	3	SMX	19	Michael Robinson	99 Chevy Camaro	91.580	0.244	8.088	51.1
9	1	DSP	142	Jason Fraley	06 Audi A3	92.264	0.684	8.772	50.7
10	1	FS	68	Timm Murphy	00 Mazda RX8-Rennie	92.394	0.130	8.902	50.7
11	1	H2	171	Richard Good	72 Triumph TR6	92.448	0.054	8.956	50.6
12	1	ESP	341	Steve Lewis	17 Ford Mustang	92.662	0.214	9.170	50.5
13	1	SMF	32	Bryan Dion	07 Volkswagen GTI	92.668	0.006	9.176	50.5
14	1	SV	81	Robert Oswald Jr	04 Viper SV1	92.786	0.118	9.294	50.4
15	1	ITS	420	David Ascheman	98 Volkswagen Gti Sharpie	93.102	0.316	9.610	50.3
16	1	SSM	141	James Joseph Vodopija	00 Chevrolet Corvette	93.222	0.120	9.730	50.2
17	1	STL	817	Josh Reinard	97 Acura Integra GS-R	93.392	0.170	9.900	50.1
18	2	GT2	416	Brandon Lazar	86 Ford Mustang	93.648	0.256	10.156	50.0
19	2	SMF	66	Matt Phillips	00 Honda Civic	93.792	0.144	10.300	49.9
20	2	BSP	146	Dennis Williams	01 BMW M3	94.464	0.672	10.972	49.5
21	3	SMF	57	John Volovar	05 Mazda 3	94.908	0.444	11.416	49.3
22	2	SSM	76	Dan Jones	03 Chevy Corvette	95.002	0.094	11.510	49.3
23	2	ESP	27X	Chris Merring	98 Ford Mustang	95.158	0.156	11.666	49.2
24	1	GTL	96	Vincent Wieczorek	65 Mini Cooper S	95.890	0.732	12.398	48.8
25	3	ESP	B4	Gibby Bozicevich	99 Camaro Z-28	96.268	0.378	12.776	48.6
26	2	FS	666	Dan Ennis	00 Formula Mazda FM	96.576	0.308	13.084	48.5
27	2	GTL	9	Eli Sharp	65 Mini Cooper S	96.936	0.360	13.444	48.3
28	3	BSP	307	Robert Daley	03 Honda S2000	97.494	0.558	14.002	48.0
29	4	BSP	188	Michele Aubele	12 BMW 135i	97.588	0.094	14.096	48.0
30	1	RALFI	931	Don Kennedy	93 Subaru Impreza	97.670	0.082	14.178	47.9
31	1	ASP	932	James Nauman	05 Subaru Impreza WRX	97.780	0.110	14.288	47.9
32	4	SMF	159	Doug Austin	07 Mini Cooper S	98.442	0.662	14.950	47.5
33	1	S1	36	Sherman Baumann	15 Mod-lite	98.660	0.218	15.168	47.4
34	2	SV	117	George Fink	66 Autodynamics	98.768	0.108	15.276	47.4
35	1	HP	50	Joe Whiteley	64 Austin Healey Sprite	99.312	0.544	15.820	47.1
36	1	CSP	86	Keith Gerhard	99 Mazda Miata	99.596	0.284	16.104	47.0
37	4	ESP	L8	Kris Reid	99 Chevy Z28	99.914	0.318	16.422	46.8
38	1	FV	87	Dillon Axarlis	84 Womer EV1	100.018	0.104	16.526	46.8
39	3	GTL	196	William Sekella	77 Honda Civic	100.608	0.590	17.116	46.5
40	1	H1	27	Bill Lessig	67 Lotus Elan	100.900	0.292	17.408	46.4
41	3	SSM	128	James Guerin	04 Honda S2000	101.058	0.158	17.566	46.3
42	4	SMX	33	Tyler James	98 BMW 323is	101.158	0.100	17.666	46.3
43	4	SSM	176	Matthew Jones	03 Chevy Corvette	101.594	0.436	18.102	46.1
44	1	ITA	218	Fred Heinly	84 Bmw E30	101.766	0.172	18.274	46.0
45	5	SMF	13	Gary Reider	86 Saab 900s	102.126	0.360	18.634	45.8
46	4	GTL	691	Mike Sacks	77 Honda Civic	103.116	0.990	19.624	45.4
47	2	SM	30	Kristen Hack	79 Ford Mustang	103.758	0.642	20.266	45.1
48	5	BSP	707	Michael Daley	03 Honda S2000	103.898	0.140	20.406	45.0
49	5	ESP	34	Nancy Lewis	17 Ford Mustang	104.050	0.152	20.558	45.0
50	6	ESP	982	Paul O'Donnell	10 Dodge Challenger SRT8	104.498	0.448	21.006	44.8
51	1	H4	61	Steven Hirschtritt	65 Austin Healey Sprite	104.636	0.138	21.144	44.7
52	1	EP	62	Dave Miller	62 Triumph TR4	104.656	0.020	21.164	44.7
53	1	S2	21	Bryan Fritzler	18 Fritzler Raven	105.426	0.770	21.934	44.4
54	2	DSP	989	David Hoppe	92 Bmw 325i	105.604	0.178	22.112	44.3




Blue Mountain Region SCCA - 2018 Pagoda Hillclimb Saturday Raw Time Results (Rain)



Row #	Pos.	Class	#	Driver	Car Model	Raw Time	Diff.	From 1st	Average Speed
55	6	SMF	203	Amanda Krause	93 Saab 900s	105.612	0.008	22.120	44.3
56	1	GT1	25	Randy Ross	19 Chevy Monto carlo ss	105.932	0.320	22.440	44.2
57	3	GT2	28	Merlin Miller	66 Sunbeam Tiger	106.140	0.208	22.648	44.1
58	2	FV	95	John Pitman	97 Caracal CR	106.164	0.024	22.672	44.1
59	5	SMX	357	Kevin Miller	02 Subaru WRX	106.570	0.406	23.078	43.9
60	2	S2	6	Jeff Avril	95 Honda Del Sol	106.822	0.252	23.330	43.8
61	5	GTL	43	Donald McLaughlin	81 Renault R5	107.548	0.726	24.056	43.5
62	1	GT3	60	Matthew Hoegg	86 VW Scirocco 16V	107.962	0.414	24.470	43.3
63	1	T4	47	Randall Hartinger	03 Mini Cooper Mini Cooper S	107.972	0.010	24.480	43.3
64	1	SMIA	801	Greg Gialloreto	92 Mazda Miata	108.072	0.100	24.580	43.3
65	5	SSM	601	David Stoner	99 Chevy Corvette	108.606	0.534	25.114	43.1
66	1	FP	69	Glenn Hoffman	89 Honda Civic	108.908	0.302	25.416	43.0
67	1	ITB	84	Steve DeTurck	84 Volkswagon GTI	109.358	0.450	25.866	42.8
68	6	BSP	280	Michael Daley	78 Datson 280z	109.750	0.392	26.258	42.6
69	7	BSP	214	Adam Weaver	87 Porsche 944 S	109.904	0.154	26.412	42.6
70	3	S2	5	Steve Marsh	10 Subaru JuSti	110.292	0.388	26.800	42.4
71	1	T3	153	Thomas Wuellette	13 Volkswagen GTI	111.268	0.976	27.776	42.1
72	2	GT3	57	Grace Huntzinger	86 VW Scirocco 16V	111.302	0.034	27.810	42.0
73	2	SSP	191	Donna Robinson	04 Chevy Corvette	113.332	2.030	29.840	41.3
74	3	SV	711	Neil Peterson	87 Vindicator Solo Vee	113.598	0.266	30.106	41.2
75	6	SSM	88	Cameron Johnston	95 Mazda Turbo Miata	113.818	0.220	30.326	41.1
76	2	S3	14	Bill Ascherman	52 MG TD Replica	114.812	0.994	31.320	40.8
77	4	GT2	71	Rick Kline	99 Panoz Gt-Wc	116.136	1.324	32.644	40.3
78	2	ITB	881	Emily Oswald	84 VW Rabbit	119.188	3.052	35.696	39.3
79	1	IM	15A	Skip Levengood	37 Ford Legend	123.264	4.076	39.772	38.0
80	1	FSP	75	Donald DeHart	98 Plymouth Neon	123.864	0.600	40.372	37.8
81	2	IM	8L	Haley Levengood	37 Ford Legend	125.856	1.992	42.364	37.2
82	1	SPO	911	Thomas Vincent	65 Factory Five MK 4 Roadster	127.894	2.038	44.402	36.6
83	1	V3	887	William Norton	60 Cooper Formula 3	128.126	0.232	44.634	36.5
84	1	BSPEC	17	David Arron	13 Ford Fiesta	132.404	4.278	48.912	35.3
85	1	ME2	99	Robert Laravie	15 Baker Torpedo Kid	138.342	5.938	54.850	33.8
86	1	FB	94	Dave Cutchins	11 Stohr F-1000	142.294	3.952	58.802	32.9
87	2	EP	106	David Schneider	85 Dodge Neon	DNF			




Blue Mountain Region SCCA2018 Pagoda Hillclimb
2018 Pagoda Hillclimb
Final Raw Time Results
Timed Entries: 101



Row #	Pos.	Class	#	Driver	Car Model	Raw Time	Diff.	From 1st	Average Speed
1	1	S1	36	Sherman Baumann	15 Mod-lite	80.200	0	0	58.4
2	2	S1	8	J Kurt Eikenberg	Prince	80.906	0.706	0.706	57.8
3	1	SMX	19	Michael Robinson	99 Chevy Camaro	81.222	0.316	1.022	57.6
4	2	SMX	53	Mark Aubele	97 BMW M3	81.809	0.587	1.609	57.2
5	1	S3	178	Charles King	02 Chevy Pickup	82.752	0.943	2.552	56.6
6	1	FS	68	Timm Murphy	00 Mazda RX8-Rennie	82.888	0.136	2.688	56.5
7	1	FB	94	Dave Cutchins	11 Stohr F-1000	83.296	0.408	3.096	56.2
8	1	ESP	341	Steve Lewis	17 Ford Mustang	83.560	0.264	3.360	56.0
9	1	IM	8L	Haley Levengood	37 Ford Legend	83.672	0.112	3.472	55.9
10	1	SV	81	Robert Oswald Jr	04 Viper SV1	83.952	0.280	3.752	55.7
11	1	SSM	141	James Joseph Vodopija	00 Chevrolet Corvette	84.036	0.084	3.836	55.7
12	3	SMX	888	Brian Micciche	93 Mazda Rx7	84.092	0.056	3.892	55.7
13	1	SSP	91	Shawn Mellinger	04 Cheverolet Corvette	84.294	0.202	4.094	55.5
14	1	GT2	28	Merlin Miller	66 Sunbeam Tiger	84.426	0.132	4.226	55.4
15	2	SV	117	George Fink	66 Autodynamics	85.384	0.958	5.184	54.8
16	1	H2	171	Richard Good	72 Triumph TR6	86.048	0.664	5.848	54.4
17	1	SM	306	Eric (Rick) Johnson	79 Ford Mustang	86.076	0.028	5.876	54.4
18	2	GT2	14	Ron Lordy	08 Ford Mustang fr500S	86.100	0.024	5.900	54.4
19	2	FS	666	Dan Ennis	00 Formula Mazda FM	86.548	0.448	6.348	54.1
20	1	SMF	13	Gary Reider	86 Saab 900s	86.596	0.048	6.396	54.0
21	1	S2	5	Steve Marsh	10 Subaru JuSti	86.940	0.344	6.740	53.8
22	2	SMF	32	Bryan Dion	07 Volkswagen GTI	87.164	0.224	6.964	53.7
23	1	BSP	46	Matt Williams	01 BMW M3	87.194	0.030	6.994	53.7
24	2	S3	1191	Mike Lascoskie	77 Chevrolet Monza	87.506	0.312	7.306	53.5
25	2	ESP	27X	Chris Merring	98 Ford Mustang	87.544	0.038	7.344	53.5
26	1	DSP	142	Jason Fraley	06 Audi A3	87.940	0.396	7.740	53.2
27	3	GT2	416	Brandon Lazar	86 Ford Mustang	88.094	0.154	7.894	53.1
28	2	SSM	128	James Guerin	04 Honda S2000	88.498	0.404	8.298	52.9
29	3	SMF	66	Matt Phillips	00 Honda Civic	88.604	0.106	8.404	52.8
30	1	ASR	11	George Bowland	03 BBR Cheetah	88.684	0.080	8.484	52.8
31	2	BSP	146	Dennis Williams	01 BMW M3	88.726	0.042	8.526	52.7
32	3	SSM	88	Cameron Johnston	95 Mazda Turbo Miata	88.908	0.182	8.708	52.6
33	2	S2	21	Bryan Fritzier	18 Fritzier Raven	89.580	0.672	9.380	52.2
34	1	ITS	420	David Ascheman	98 Volkswagen Gti Sharpie	89.660	0.080	9.460	52.2
35	1	ASP	932	James Nauman	05 Subaru Impreza WRX	89.766	0.106	9.566	52.1
36	3	ESP	B4	Gibby Bozicevich	99 Camaro Z-28	90.044	0.278	9.844	52.0
37	4	SMX	357	Kevin Miller	02 Subaru WRX	90.376	0.332	10.176	51.8
38	1	STL	817	Josh Reinard	97 Acura Integra GS-R	90.544	0.168	10.344	51.7
39	1	GT1	25	Randy Ross	19 Chevy Monto carlo ss	90.692	0.148	10.492	51.6
40	4	SSM	76	Dan Jones	03 Chevy Corvette	90.884	0.192	10.684	51.5
41	3	BSP	188	Michele Aubele	12 BMW 135i	91.100	0.216	10.900	51.4
42	4	SMF	57	John Volovar	05 Mazda 3	91.516	0.416	11.316	51.1
43	5	SMF	159	Doug Austin	07 Mini Cooper S	91.782	0.266	11.582	51.0
44	4	BSP	307	Robert Daley	03 Honda S2000	92.484	0.702	12.284	50.6
45	5	SMX	33	Tyler James	98 BMW 323is	93.018	0.534	12.818	50.3
46	4	ESP	34	Nancy Lewis	17 Ford Mustang	93.124	0.106	12.924	50.3
47	2	H2	210	Boyd (WHIP) Wagner III	74 Triumph TR6	93.134	0.010	12.934	50.3
48	1	EP	62	Dave Miller	62 Triumph TR4	93.592	0.458	13.392	50.0
49	1	HP	50	Joe Whiteley	64 Austin Healey Sprite	93.646	0.054	13.446	50.0
50	1	H1	27	Bill Lessig	67 Lotus Elan	94.058	0.412	13.858	49.8
51	1	RALFI	931	Don Kennedy	93 Subaru Impreza	94.074	0.016	13.874	49.7
52	2	SM	30	Kristen Hack	79 Ford Mustang	94.228	0.154	14.028	49.7
53	5	ESP	L8	Kris Reid	99 Chevy Z28	94.480	0.252	14.280	49.5
54	1	CSP	86	Keith Gerhard	99 Mazda Miata	94.496	0.016	14.296	49.5
55	1	ITA	218	Fred Heinly	84 Bmw E30	94.536	0.040	14.336	49.5



Blue Mountain Region SCCA2018 Pagoda Hillclimb
2018 Pagoda Hillclimb
Final Raw Time Results
Timed Entries: 101



Row #	Pos.	Class	#	Driver	Car Model	Raw Time	Diff.	From 1st	Average Speed
56	1	FV	87	Dillon Axarlis	84 Womer EV1	94.662	0.126	14.462	49.4
57	1	T3	153	Thomas Wuellette	13 Volkswagen GTI	94.776	0.114	14.576	49.4
58	4	GT2	71	Rick Kline	99 Panoz Gt-Wc	94.828	0.052	14.628	49.4
59	1	ITB	84	Steve DeTurck	84 Volkswagon GTI	95.160	0.332	14.960	49.2
60	1	H4	61	Steven Hirschtritt	65 Austin Healey Sprite	95.612	0.452	15.412	48.9
61	1	GT3	2X	Gary Eck	83 VW GTI	95.654	0.042	15.454	48.9
62	2	FV	95	John Pitman	97 Caracal CR	95.676	0.022	15.476	48.9
63	3	FV	85	Michael White	92 Caracal D	95.710	0.034	15.510	48.9
64	1	GTL	96	Vincent Wiczorek	65 Mini Cooper S	95.890	0.180	15.690	48.8
65	5	SSM	176	Matthew Jones	03 Chevy Corvette	95.904	0.014	15.704	48.8
66	2	DSP	989	David Hoppe	92 Bmw 325i	96.330	0.426	16.130	48.6
67	3	SM	41	Courtney Cox	86 Ford Mustang	96.404	0.074	16.204	48.5
68	1	FP	69	Glenn Hoffman	89 Honda Civic	96.690	0.286	16.490	48.4
69	2	GTL	9	Eli Sharp	65 Mini Cooper S	96.936	0.246	16.736	48.3
70	6	SSM	601	David Stoner	99 Chevy Corvette	97.489	0.553	17.289	48.0
71	3	GTL	196	William Sekella	77 Honda Civic	97.682	0.193	17.482	47.9
72	5	BSP	707	Michael Daley	03 Honda S2000	98.242	0.560	18.042	47.6
73	2	CSP	93	Timothy Murphy	93 Subaru WRX	98.274	0.032	18.074	47.6
74	1	T4	47	Randall Hartinger	03 Mini Cooper Mini Cooper S	98.342	0.068	18.142	47.6
75	3	S2	6	Jeff Avril	95 Honda Del Sol	99.096	0.754	18.896	47.2
76	1	SMIA	801	Greg Gialloredo	92 Mazda Miata	99.650	0.554	19.450	47.0
77	1	SPO	911	Thomas Vincent	65 Factory Five MK 4 Roadster	100.032	0.382	19.832	46.8
78	2	GT3	60	Matthew Hoegg	86 VW Scirocco 16V	100.096	0.064	19.896	46.8
79	4	GTL	691	Mike Sacks	77 Honda Civic	100.110	0.014	19.910	46.7
80	2	IM	15A	Skip Levengood	37 Ford Legend	100.409	0.299	20.209	46.6
81	3	SV	711	Neil Peterson	87 Vindicator Solo Vee	100.660	0.251	20.460	46.5
82	5	GTL	43	Donald McLaughlin	81 Renault R5	102.074	1.414	21.874	45.8
83	6	BSP	280	Michael Daley	78 Datsun 280z	102.656	0.582	22.456	45.6
84	2	ITB	881	Emily Oswald	84 VW Rabbit	103.090	0.434	22.890	45.4
85	7	BSP	214	Adam Weaver	87 Porsche 944 S	104.040	0.950	23.840	45.0
86	6	ESP	982	Paul O'Donnell	10 Dodge Challenger SRT8	104.498	0.458	24.298	44.8
87	6	SMF	203	Amanda Krause	93 Saab 900s	105.260	0.762	25.060	44.5
88	3	GT3	57	Grace Huntzinger	86 VW Scirocco 16V	105.982	0.722	25.782	44.2
89	4	GT3	213	Shane Feasler	87 Volkswagen Scirocco	106.036	0.054	25.836	44.1
90	2	SSP	191	Donna Robinson	04 Chevy Corvette	106.154	0.118	25.954	44.1
91	1	BSPEC	17	David Arron	13 Ford Fiesta	107.212	1.058	27.012	43.7
92	1	ITC	113	Kurt Frederick	80 Ford Fiesta	109.572	2.360	29.372	42.7
93	7	SMF	115	Jason Ackerman	96 VW GTI	111.325	1.753	31.125	42.0
94	3	S3	14	Bill Ascherman	52 MG TD Replica	114.812	3.487	34.612	40.8
95	1	V3	887	William Norton	60 Cooper Formula 3	118.364	3.552	38.164	39.5
96	1	FSP	75	Donald DeHart	98 Plymouth Neon	120.784	2.420	40.584	38.7
97	1	ME2	99	Robert Laravie	15 Baker Torpedo Kid	124.588	3.804	44.388	37.6
98	2	FP	0	Michael Patton	67 MG B	125.520	0.932	45.320	37.3
99	8	SMF	511	George Ackerman	96 VW GTI	130.770	5.250	50.570	35.8
100	1	V2	38	Susan Salsburg	61 Jaguar MK2	134.084	3.314	53.884	34.9
101	2	EP	106	David Schneider	85 Dodge Neon	DNF			